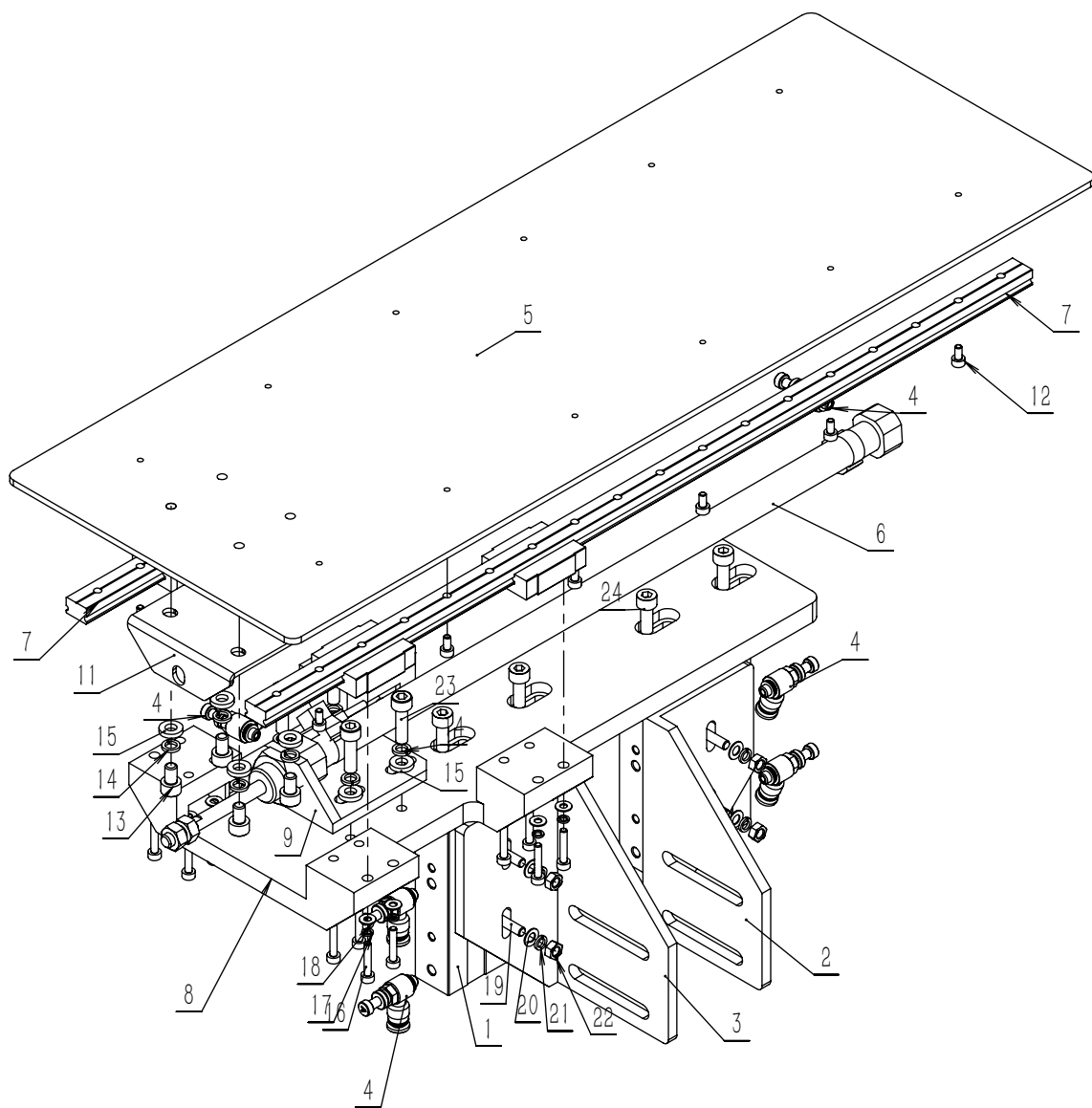


This technical drawing is an exploded view of a mechanical assembly, likely a workbench or a specialized frame. The components are numbered as follows:

- 1**: The main rectangular frame structure, consisting of vertical and horizontal beams.
- 2**: A horizontal plate or support structure located below the main frame.
- 3**: A small rectangular plate or component positioned above the main frame.
- 4**: A horizontal plate or support structure located above the main frame.
- 5**: A horizontal plate or support structure located above the main frame.
- 6**: A small rectangular plate or component positioned above the main frame.
- 7**: A horizontal plate or support structure located above the main frame.
- 8**: A horizontal plate or support structure located above the main frame.
- 9**: A horizontal plate or support structure located above the main frame.
- 10**: A horizontal plate or support structure located above the main frame.
- 11**: A horizontal plate or support structure located above the main frame.
- 12**: A horizontal plate or support structure located above the main frame.
- 13**: A horizontal plate or support structure located above the main frame.
- 14**: A horizontal plate or support structure located below the main frame.

The diagram illustrates the assembly sequence and the relative positions of these components. Dashed lines indicate the alignment and movement of the parts during assembly.

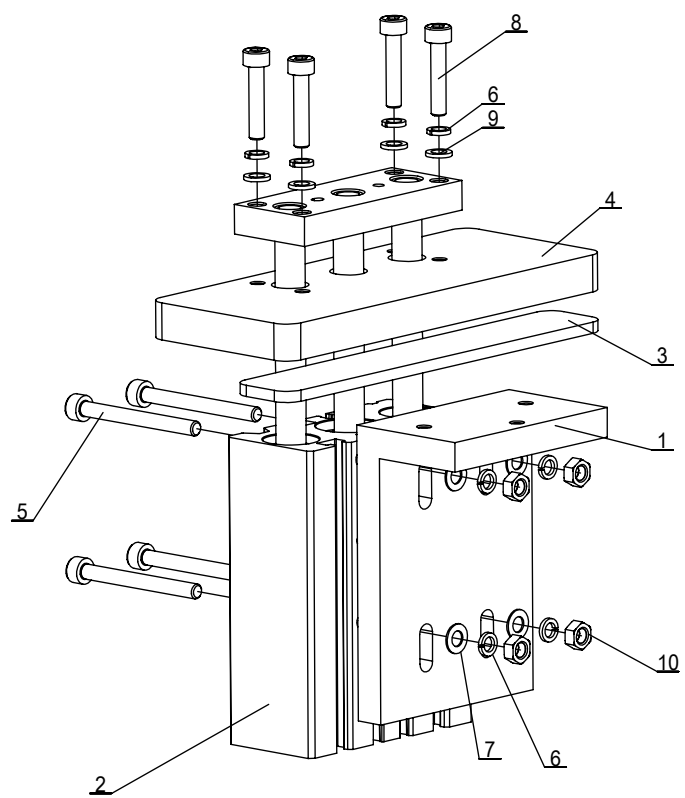
1



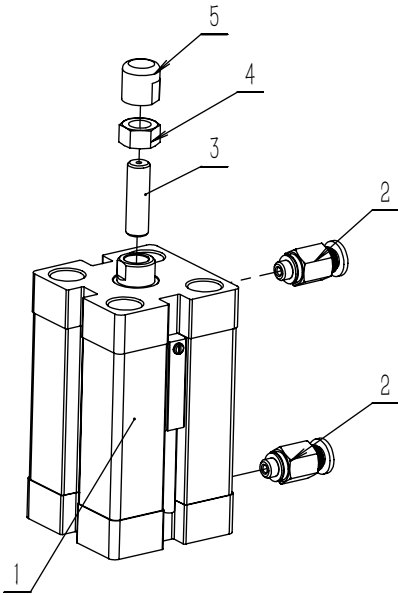
前大支板组件

| 序号 | 图号 | 名称 | 数量 | 备注 |
|----|----------------|----------------------|----|----|
| 1 | TR16 × 30S | 气缸 | 2 | |
| 2 | 532.04-02-03 | 右固定板 | 1 | |
| 3 | 532.04-02-04 | 左固定板 | 1 | |
| 4 | PL4M5 | 管接头 | 6 | |
| 5 | 532.04-02-02 | 前大支板 | 1 | |
| 6 | M112 × 300SU | 气缸 | 1 | |
| 7 | MGN12C-450 | 导轨 | 2 | |
| 8 | 532.04-02-05 | 前支撑板 | 1 | |
| 9 | 532.04-02-06 | 气缸座12 | 1 | |
| 10 | 03-606000500-6 | 六角螺母M6 | 1 | |
| 11 | 532.04-02-07 | 气缸移动作座 | 1 | |
| 12 | 01-503000624-3 | 内六角圆柱头螺钉M3 × 6 | 12 | |
| 13 | 01-505000824-6 | 内六角圆柱头螺钉 M5 × 8 | 4 | |
| 14 | 07-0521313-6 | 弹簧垫圈 5.2 × 1.3 × 1.3 | 8 | |
| 15 | 05-053201000-3 | 平垫圈 5.3 × 2 × 10 | 8 | |
| 16 | 01-503001624-3 | 内六角圆柱头螺钉 | 16 | |
| 17 | 07-0310808-3 | 弹性垫圈 3.1 × 0.8 × 0.8 | 16 | |
| 18 | 05-032050700-3 | 平垫圈 3.2 × 0.5 × 7 | 16 | |
| 19 | 01-504003024-3 | 内六角圆柱头螺钉 | 4 | |
| 20 | 05-042030900-6 | 平垫圈4.2 × 0.3 × 9 | 4 | |
| 21 | 07-0421111-6 | 弹性垫圈 4.2 × 1.1 × 1.1 | 4 | |
| 22 | 03-604000300-6 | 六角螺母M4 | 4 | |
| 23 | 01-505001824-3 | 内六角圆柱头螺钉 | 4 | |
| 24 | 01-505001424-3 | 内六角圆柱头螺钉 M5 × 14 | 4 | |

链模压紧组件



| 序号 | 图 号 | 名 称 | NAME OF PARTS | 数量 |
|----|----------------|------------------|---------------|----|
| 1 | 532.04-03-01 | F链模气缸板 | | 1 |
| 2 | TCL16×50 | 气缸 | | 1 |
| 3 | | 黑色泡棉 | | 1 |
| 4 | 532.04-03-02 | 链模压板 | | 1 |
| 5 | 01-504004024-3 | 内六角圆柱头螺钉 | | 4 |
| 6 | 07-0421111-6 | 弹性垫圈 4.2×1.1×1.1 | | 8 |
| 7 | 05-042030900-6 | 平垫圈4.2×0.3×9 | | 4 |
| 8 | 01-504002024-3 | 内六角圆柱头螺钉 | | 4 |
| 9 | 05-043100700-1 | 平垫片 | | 4 |
| 10 | 03-604000300-6 | 六角螺母M4 | | 4 |



| 序号 | 图号 | 名称 | 数量 | 备注 |
|----|----------------|-----------|----|----|
| 1 | ACE25×30S | 气缸 | 1 | |
| 2 | 72-BPC4M5 | 管接头 | 2 | |
| 3 | 01-806002014-1 | 内六角凹端紧定螺钉 | 1 | |
| 4 | 03-606000500-6 | 六角螺母 M6 | 1 | |
| 5 | 532.05-09 | 支撑头 | 1 | |